



www.marylandwomen.org

Maryland Women in Elected Office

A 2025 Status Report

The 2024 elections sent three women to Congress from Maryland after an eight-year drought with no women in our ten member federal delegation. Today, Maryland is ranked eighth in the country for the percentage of women in our state legislature, down from first in 2006. From County Commissions to the Maryland General Assembly, women consistently make up less than half of all membership, and less than a third of leadership roles.

WOMEN IN STATE EXECUTIVE OFFICE

- Maryland has two women among four elected statewide executive branch officers.
- Maryland currently has its first female Comptroller and second female and first woman of color Lieutenant Governor.
- Maryland is one of 20 states that has never had a woman as Attorney General.
- **Maryland is one of 18 states that has never had a woman as Governor.**



Lieutenant Governor
Aruna Miller



Comptroller
Brooke Lierman

Source: Rutgers Center for American Women and Politics

MARYLAND WOMEN IN CONGRESS

In the 2024 election, Maryland gained three women in its congressional delegation. This is an increase from no women for the past eight years. Angela Alsobrooks was elected to the U.S.

Senate, April McClain Delaney was elected to represent District 6 and Sarah Elfreth was elected to represent District 3 in the House.



U.S. Senator
Angela Alsobrooks
Maryland

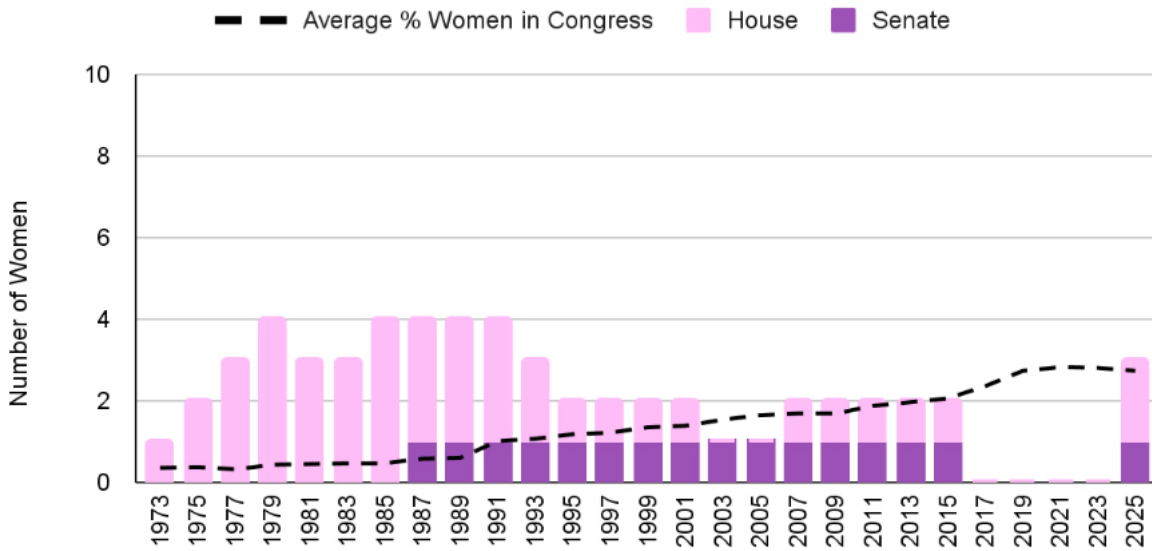


U.S. Representative
April McClain Delaney
MD-District 6



U.S. Representative
Sarah Elfreth
MD-District 3

MARYLAND CONGRESSIONAL REPRESENTATION

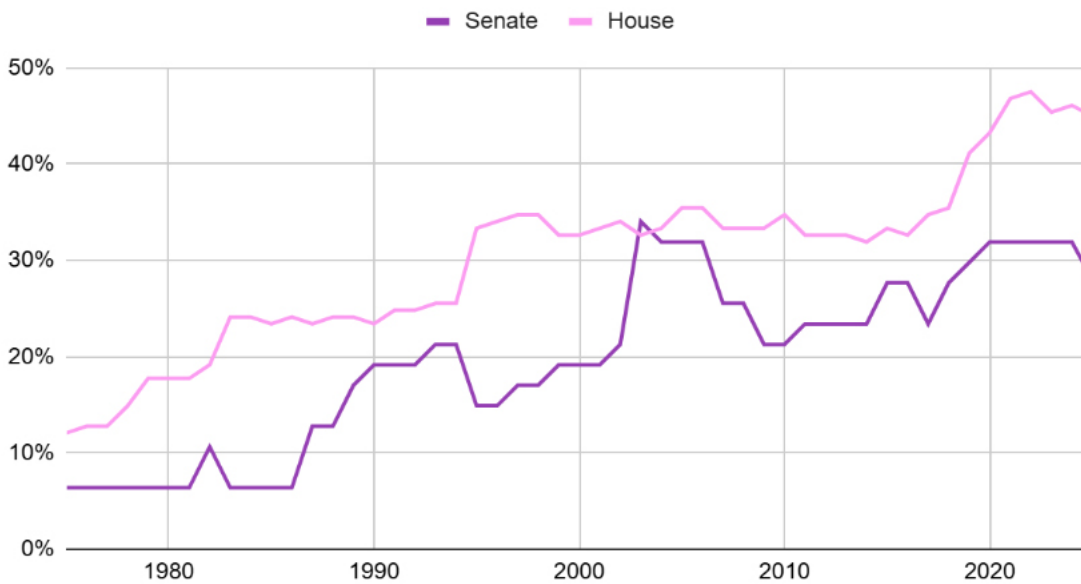


Source: Rutgers Center for American Women and Politics

MARYLAND WOMEN IN THE STATE LEGISLATURE

The Maryland House has 63 women out of 141 Delegates. The Maryland Senate has 13 women out of 47 Senators. This makes Maryland eighth in the nation for women in the legislature, a decrease from 2005-2006 when it was first in the nation. This is a decrease from 2005-2006 when Maryland was first in the nation. The percentage of women in the Maryland Senate is lower today than it was in 2003, and it's still trending downwards.

Percent Women in the Maryland Legislature Over Time



Source: <https://cawp.rutgers.edu/facts/state-state-information/maryland>

REPRESENTATION IN THE MARYLAND SENATE

- Women make up only 30% of the Senate.
- Women comprise 37% of the Democratic Caucus.
- There is only one Republican woman among 14 Republicans in the Senate.
- There is only one member of the LGBTQ+ Caucus in the Senate. She is a Black woman.
- There is one woman Senator of Middle Eastern/North African (MENA) heritage.
- Latinos have no representation, male or female, in the Maryland Senate, despite making up 12.6% of the state's population. Proportional representation would be six Senators, three women and three men.
- There are no Asian American women in the Maryland Senate, although Asian American and Pacific Islander (AAPI) women make up 4.3% of the state's population. Proportional representation would require two more AAPI Senators, one or both of them a woman.
- 34% of Maryland Senators are Black, putting Maryland's representation in line with its population. However, only three of the Black Senators are women, making Black women significantly underrepresented in the Maryland Senate. Proportional representation would be seven or eight Black women in the Maryland Senate.

Source for demographic data: 2023 U.S. Census population estimates.

SENATORS BY SEX AND POLITICAL PARTY

	Democratic	Republican	Total
Number of Women	13	1	14
Number of Seats	34	13	47
Percentage	37%	8%	30%*

SENATORS BY RACE/ETHNICITY

	Black Senators	Latino Senators	MENA Senators	AAPI Senators	White Senators	Total
Men	13	0	0	1	20	33
Women	3	0	1	0	10	14
Total	16	0	1	1	30	47
Percent Women	19%	0%	100%	0%	33%	30%

WOMEN IN SENATE LEADERSHIP

- Four of the 12 leadership positions in the Senate are held by women*
- One of four policy committees in the Senate is chaired by a woman
- One of six Senate Vice Chairs is a woman: Education Energy and Environment Committee Vice Chair Cheryl Kagan

*Leadership positions include President of the Senate, President Pro Tem, Majority Leader, Minority Leader, Majority Whip, Minority Whip, and standing committee chairs



Majority Leader
Nancy J. King



Majority Whip
Joanne C. Benson



Chair of Finance
Committee
Pamela Beidle



Chair of Rules Committee
Shelly Hettleman

Source: <https://mgaleg.maryland.gov/mgawebsite/>

REPRESENTATION IN THE MARYLAND HOUSE

- Women make up 45% of the House, and a majority of the House Democratic Caucus.
- Republican women are still underrepresented.
- The majority of women legislators in the House are women of color.
- The Black Caucus in the House is 61% women.
- Among AAPI, Latino and White Delegates, men still outnumber women.
- 3 of 7 LGBTQ Caucus members in the Maryland House are women.

DELEGATES BY SEX AND POLITICAL PARTY

	Democratic	Republican	Total
Number of Women	57	7	64
Number of Seats	102	39	141
Percentage of Women by Political Party	56%	18%	45%

DELEGATES BY SEX AND RACE/ ETHNICITY

	Black Delegates	Latino Delegates	AAPI Delegates	White Delegates	Total
Women	30	3	3	28	64
Men	19	4	4	51	77
Total	49	7	7	79	141
Percent Women	61%	43%	43%	37%	45%

WOMEN IN HOUSE LEADERSHIP

- Four of the 13 leadership positions in the House are held by women.
- Two of the six policy committees in the House are chaired by women.
- Speaker Adrienne A. Jones is the first woman and first person of color to serve as Speaker of the House.
- Of the Vice Chairs and Subcommittee Chairs, more than half (22) are held by women.

**Leadership positions include Speaker of the House, Speaker Pro Tem, Majority Leader, Minority Leader, Majority Whip, Minority Whip, and standing committee chairs*



Speaker of the House
Adrienne A. Jones



Chair of Health & Gov
Ops Committee
Joseline A. Peña-Melnyk



Chair of Ways and Means
Committee
Vanessa E. Atterbeary



Chair of the Rules
Committee
Anne Healey

Source: <https://mgaleg.maryland.gov/mgawebsite/>

WOMEN IN MARYLAND'S COUNTY GOVERNMENT LEADERSHIP

- Four of Maryland's nine County Executive positions are currently held by women.
- Baltimore County Executive, Kathy Klausmeier, was appointed in January 2025 by an all-male County Council to complete the term of former Executive, John Olszewski, who is now representing District 2 in Congress.
- Prince George's County has a woman Acting County Executive, Tara Jackson, until a special election to replace Senator Angela Alsobrooks is completed in June.
- In the Prince George's special election, there are three women in a Democratic primary field of nine candidates. The Republican primary field has three men and no women.
- **Montgomery County, Maryland's largest jurisdiction, is the only jurisdiction with an Executive to have never elected or appointed a woman to this role.**



Frederick County
Executive
Jessica E. Fitzwater



Wicomico County
Executive
Julie M. Giordano



Acting Prince George's
County Executive
Tara H. Jackson



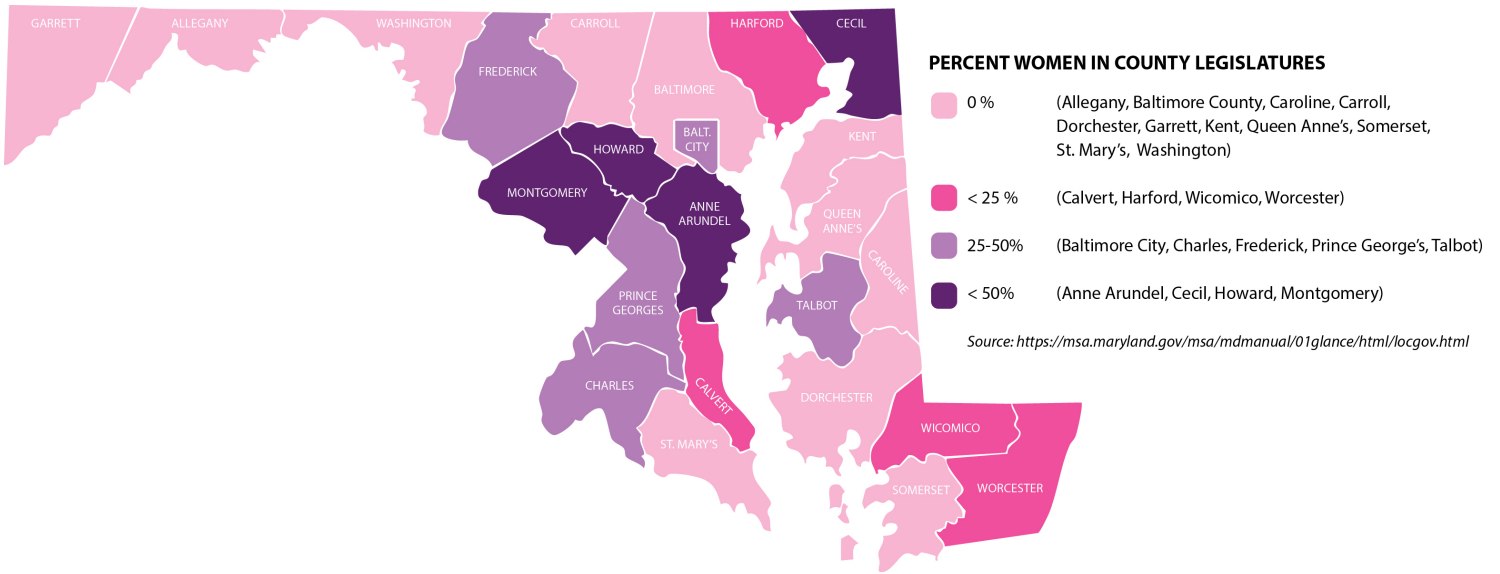
Baltimore County
Executive
Katherine A. Klausmeier

Source: <https://msa.maryland.gov/msa/mdmanual/01glance/html/locgov.html>

WOMEN ON COUNTY COUNCILS OR COMMISSIONS

- All Maryland jurisdictions have a city/county council or a board of county commissioners.
- 11 counties in Maryland have no women on their board of commissioners. These counties are Allegany, Baltimore, Caroline, Carroll, Dorchester, Garrett, Kent, Queen Anne's, Somerset, St. Mary's, and Washington County.

Source: <https://msa.maryland.gov/msa/mdmanual/01glance/html/locgov.html>



WOMEN IN LEADERSHIP ROLES ON COUNTY COUNCILS OR COMMISSIONS

- Four of 24 county councils or commissions are led by a woman president or chair.
- These are Anne Arundel, Howard, Montgomery, and Prince George's County.



Anne Arundel County
Council Chair
Julie K. Hummer



Howard County
Council Chair
Liz M. Walsh



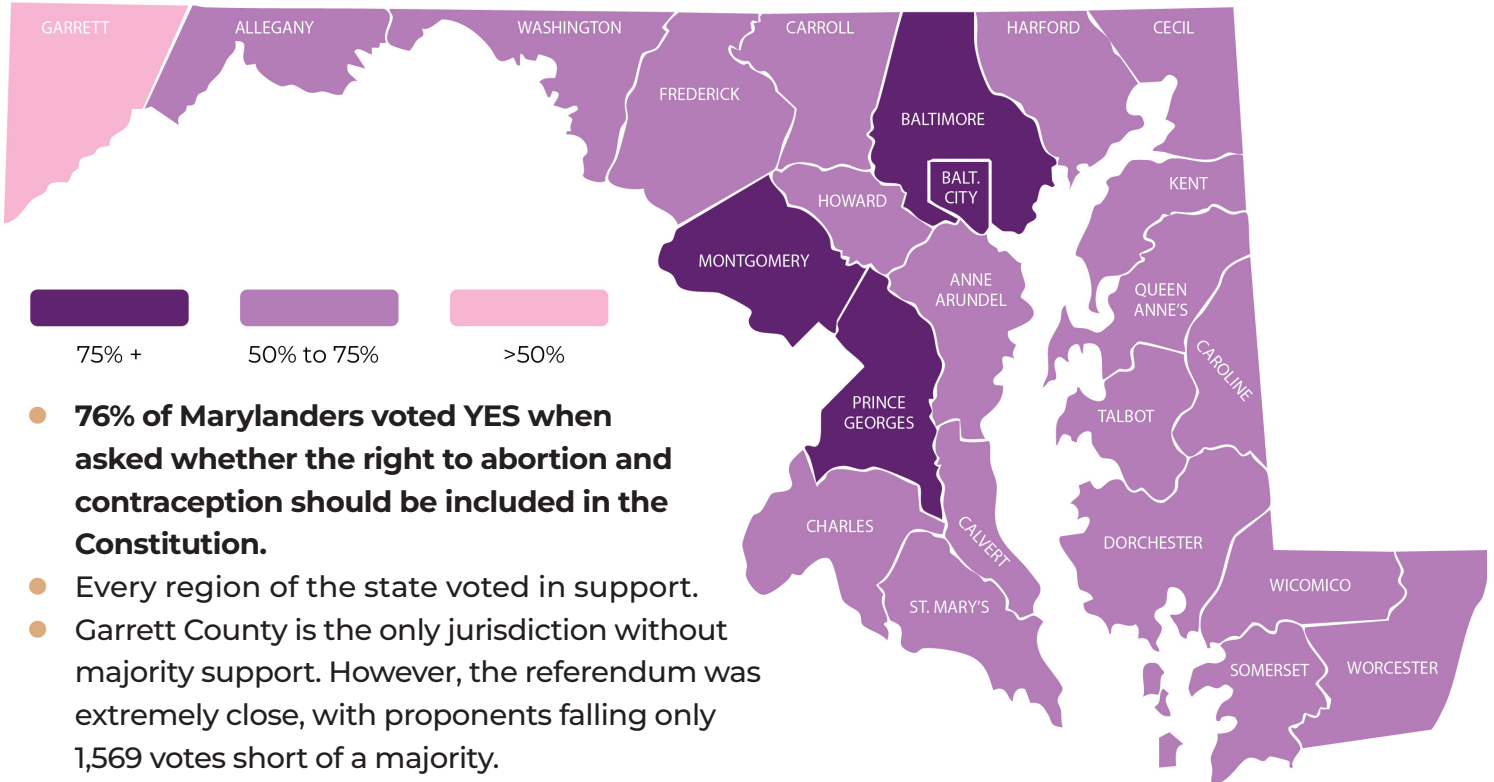
Montgomery County
Council President
Kate M. Stewart



Prince George's County
Council Chair
Jolene Ivey

WOMEN'S ISSUES ON THE BALLOT

RESULTS OF 2024 QUESTION 1: THE REPRODUCTIVE FREEDOM CONSTITUTIONAL AMENDMENT



- **76% of Marylanders voted YES when asked whether the right to abortion and contraception should be included in the Constitution.**
- Every region of the state voted in support.
- Garrett County is the only jurisdiction without majority support. However, the referendum was extremely close, with proponents falling only 1,569 votes short of a majority.
- This is an 83% increase in pro-choice support in Garrett County since 1992.

Source: <https://www.nytimes.com/interactive/2024/11/05/us/elections/results-maryland-constitutional-amendment-1-right-to-reproductive-freedom.html>

ACKNOWLEDGEMENTS

The Commission for Women is thankful to the Maryland Department of Human Services for support in publishing this report.

Essential research for this report was conducted by Alex Osterhues.

Maryland Commission for Women Staff

Ariana Kelly, Executive Director
Danelle A. Buchman, MBA, LMSW, Program Manager
Genesis Franco, Management Associate
Alex Osterhues, Research Assistant
Camille Fabiyi, Policy Assistant

ACKNOWLEDGEMENTS

2025 Maryland Commission for Women Commissioners

LaShaune Stitt, Ed.D., Chair

Patricia McHugh Lambert, Esq., First Vice Chair

Christine Lee, Ph.D., Pharm.D., Second Vice Chair

Tazeen Ahmad, M.A.

Pier Blake, MBA, M.S.

Sharon Blugis, M.S.

Judy A. Carbone, M.Ed.

Jonathon Carrington, M.A., LCPC, LPC

Gloria Dent, Ph.D. MBA

Judith Emmel

Tekisha Dwan Everette, Ph.D., MPA, MPH, CPH

Maggi G. Gaines, M.A., M.Ed.

Linda Han

Jodi Kelber, Ph.D.

Sarah A. Klein, J.D., M.A.

Lauren M. Lambert, MBA

Brenda McChriston, M.A.

Shanna Pearson-Merkowitz, Ph.D.

Stacey A. Rebbert, M.A.

Nykidra "Nyki" Robinson, MPA

Evelyne S. Steward

Lenita Walker

Monica Watkins, MBA



www.marylandwomen.org



25 South Charles Street
Baltimore, MD 21201-3330
PH: 1-800-332-6347